



Syringe Pumps: \$275 Just Infusion™
Full Featured Programmable Syringe Pumps:
One Channel
Two Channel
Six, Eight, and Twelve Channel
High Pressure
Microfluidics
OEM & Custom Pumps
Volumetric Dispensing:
Peristaltic Pumps
Peristaltic Plumbing
Advanced Pump Systems:
2 Pump Advanced Systems
The Next Generation Continuous Infusion Syringe Pump System
Linear/Gradient Pumping and Advanced Features
Syringe Heater
Syringes & Plumbing Supplies
Plastic Syringes & Kits
Glass Syringes
Steel Syringes
Plumbing Supplies
Accessories:
Closed Loop Analog Sensor Interface
Pump Software
All Accessories
Resources:
Frequently Asked Questions
User Manuals
Technical Documents
Technical Videos
Research Papers

Pump Accessories



Syringe Heater Kit



Ana-Box™ - Analog Control Interface



Foot Switch & Hand Pendant



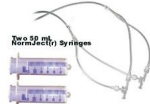
RS-232 & USB Primary Network Cables



RS-232 Secondary Network Cable



OEM Starter Kit & Net Starter Kit



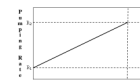
Dual Pump Plumbing Kit



Dual Pump Sync Cable



Electronic Valve Control Boxes



Advanced Features & Memory Upgrades



Pump Software



Lockout Key

Syringe Heater Kit

Heater Kit is shown for demonstration purposes. Syringe pump and syringe are not included with Heater Kit.

Suggested List Price: \$399 USD



Model: HEATER-KIT-1LG



Model: HEATER-KIT-5SP

Description:

Thermo-Kinetic Heat Clamp for syringes that require temperature-controlled dispensing. Heats up to 185°C.

Specification Notes:

- Available in 2 versions:
 - 1LG Heating Pad: 3.5" x 3.0" LxW (9 cm x 7.5 cm)
 - 5SP Heating Pad: 20" x 0.625" LxW (50 cm x 1.5 cm)
- Heater Kit includes control unit and primary syringe heater pad 1LG version or 5SP version.
- Multiple syringe heater pads can be attached to the control unit, under restricted conditions.
- Set point and other parameters retained in memory
- Digitally sets the heater set point
- Controller will heat the syringe and hold the set temperature using an on/off or Thermo-kinetic control algorithm.
- Dual temperature sensors in primary heating pad.
- Alarm modes with multiple layers of protection to prevent temperature overrun.
- Additional heat protection for the pump may be needed when heating syringes above 100°C.
- If you are in a country where the voltage is above 120V, you must purchase a step-down transformer (Model: PWR-220-110-E) along with the Heater Kit.
- [Detailed Description](#)

Catalog:



Click image to download New Era 2013 Catalog

Newsletter:

Please enter your email address to receive our monthly newsletter then Click to Join

Click to Join



Click image to view Latest Newsletter

[Back to top](#)

Second Heating Pad

Suggested List Price: \$100 USD



Model: HEATER-PAD2-1LG

Model: HEATER-PAD2-5SP

Model	Size	Attaches a Second Heating Pad To:
HEATER-PAD2-1LG	3.5" x 3.0" LxW (9 cm x 7.5 cm)	HEATER-KIT-1LG
HEATER-PAD2-5SP	20" x 0.625" LxW (50 cm x 1.5 cm)	HEATER-KIT-5SP

[Back to top](#)

Third and Additional Heating Pads

Suggested List Price: \$100 USD



Model: HEATER-PAD3-1LG

Model: HEATER-PAD3-5SP

Model	Size	Attaches a Third+ Heating Pad To:
HEATER-PAD3-1LG	3.5" x 3.0" LxW (9 cm x 7.5 cm)	HEATER-PAD2-1LG
HEATER-PAD3-5SP	20" x 0.625" LxW (50 cm x 1.5 cm)	HEATER-PAD2-5SP

Specification Notes:


- Only use identical primary and secondary heater pads together.
- Each syringe heater control unit uses only the primary heating pad to sense temperature. All secondary heater pads connected to that control unit function according to temperature at the primary heater pad.
- Careful consideration should be taken when using secondary/slave heater pads.
- For different temperatures or variable environments, use separate control units with primary heater pads.
- Plugging more than 12 syringe heater pads onto one controller is not recommended.
- [Detailed Description](#)

[Back to top](#)

Ana-Box Closed Loop Analog Sensor Interface

Model: ADPT-ANABOX-11

Suggested List Price: \$99 USD



Description:

- Vary the pumping rate in proportion to a variable voltage input
- Start or stop pump at set voltages
- Vary the pumping rate to maintain a voltage window
- Attaches to any pump in the NE-1000 or NE-9000 Series
- [Click Here For A Detailed Description](#)

[Back to top](#)

[Foot Switch](#)

Model: ADPT-FOOTSW-2

Suggested List Price: \$25 USD



Description:

- Start, stop, or send a signal to a pumping program
- 20 foot cable
- Quick and easy setup
- Utilizes the TTL logic port on the pump
- Attach to any pump in the NE-1000 or NE-9000 Series for remote operation

[Foot Switch Extender](#)

Model: CBL-TTL-EXT

Suggested List Price: \$45 USD

Description:

- 100 foot extension cable for the foot switch

[Hand Pendant](#)

Model: ADPT-HAND-SW

Suggested List Price: \$60 USD

Description:

- Hand held pendant for remote operation of pump

[Back to top](#)

[Pump-to-PC RS-232 Primary Network Cable](#)

Model: CBL-PC-PUMP-7 (7 ft. cable)

Suggested List Price: \$15 USD

Model: CBL-PC-PUMP-25 (25 ft. cable)

Suggested List Price: \$17 USD

Description:



- Allows full control of pump or other device from a computer
- DB-9 adapter connects to 9-pin serial port (25-pin adapters available upon request)
- Utilizes the RS-232 communications port of device
- Available in 7' and 25' length cable
- Quick and easy setup
- [Download FREE pump terminal emulator](#)

[Back to top](#)

[RS-232 to USB Converter](#)

Model: CBL-USB232

Suggested List Price: \$10 USD



Description:

- Adds an RS-232 serial port to your computer by attaching to a USB port
- Includes software driver CD
- Attaches to cable CBL-PC-PUMP-7

[Back to top](#)

[Pump-to-Pump Secondary Network Cable](#)

Model: CBL-NET-7 (7 ft. cable)

Suggested List Price: \$2 USD

Model: CBL-NET-25 (25 ft. cable)

Suggested List Price: \$4 USD



Description:

- Allows networking of two or more pumps or other device to a single computer
- Quick and simple setup
- Utilizes the RS-232 communications port of device
- Available in 7' and 25' length cable

- Requires first device to be connected with primary network cable

[Back to top](#)

Dual Pump Plumbing Kit

Model: P-DKIT

Suggested List Price: \$20 USD

Description:



- For use with our [continuous infusion system](#) or [dual infusion system](#)
- Provides dual check valves for two syringes, withdraw will pull fluid from a reservoir and infusion will output into a separate line
- The kit is pre-assembled - just attach the syringes
- Each dual check valve uses 6" of 1/8" ID tubing connected to a Y connector, one for reservoir and one for output; each Y-connector has 5' of tubing to make connections to your application. Two 50 mL NormJect® Syringes are included

Individual parts are also available.
See our [full line of syringes and plumbing supplies](#).

[Back to top](#)

Pump Synchronization Cables

Model: CBL-DUAL-3

Suggested List Price: \$10 USD

Description:



- Used for creating a continuous infusion system, dual infusion system, or one of the other 2 pump automation modes.
- Establishes a communications link between two pumps using the RS-232 serial ports on the pumps.
- Replaces cable CBL-TTL-1, unless the use of the TTL ports for synchronization is preferred
- [Download User Manual](#)

Model: CBL-TTL-1

Suggested List Price: \$20 USD

Description:



- Used for creating a continuous infusion system or dual infusion system
- Synchronize pumping direction of two pumps so that they change directions, start, and stop as one unit
- Utilizes the TTL logic port on pump - See new version above for using the RS-232 ports
- 7' cable
- Quick and easy setup

[Back to top](#)

Lockout Mode Disable Key

Model: ADPT-LOCKOUT

Suggested List Price: \$10 USD

Description:



- For use with a syringe or peristaltic pump's Lockout Mode
- Prevent unauthorized or accidental changes to the settings by locking the keypad
- The Lockout Disable key unlocks the keypad and allows settings to be changed
- Attaches to the TTL logic port on the syringe or peristaltic pump
- Quick and easy setup

[Back to top](#)

OEM Starter & Net Kits:

For NE-5XX OEM models only

Model: OEM-STARTER

Suggested List Price: \$25 USD



Description:

- Allows user to interactively communicate to the pump with a computer
- Includes: [power supply](#), [Pump-to-PC network cable](#) (CBL-PC-PUMP-7) and user manual

[Back to top](#)

Model: OEM-NET

Suggested List Price: \$15 USD



Description:


- [Power supply](#) and [secondary cable](#) only. For use when networking two or more OEM NE-500 syringe pumps together. Must use the secondary cable in order to complete this application.

[Back to top](#)

Single Valve Control Box

Model: ADPT-VALVE-INTERFACE-1

Suggested List Price: \$85 USD



Description:


- Attach your 12V DC valve and the control box will open or close your valve according to the pumping direction
- Utilizes the TTL logic port on syringe pump
- Includes power supply for valve

[Back to top](#)

Dual Valve Control Box

Model: ADPT-VALVE-INTERFACE-2

Suggested List Price: \$100 USD



Description:

- Attach your two 12V DC valves and the control box will open or close your valves according to the pumping directions of your two pumps
- Includes [CBL-TTL-1](#) cable to allow synchronized pumping between two pumps
- Utilizes the TTL logic ports on both syringe pumps
- Includes power supply for valves

[Back to top](#)