

# Syringe Pump Accessories

## Models

- NE- 1000 Single Syringe Pump
- NE- 4000 Double Syringe Pump
- NE- 1600/NE- 1800 Multi-Syringe Pumps
- NE- 500 OEM Syringe Pump
- NE- 300 "Just Infusion"<sup>™</sup>
- NE- 1002X Microfluidics Syringe Pump
- NE- 9000 Dispensing Peristaltic Pump
- NE- 7000 Adhesive Dispenser
- Disruptor, Homogenizer & Rocker

## Accessories

- Syringes and Plumbing Supplies
- Pump Accessories
- Syringe Heater
- Closed Loop Analog Sensor Interface

## Special Applications

- Continuous Infusion, Dual Pump System
- Linear/Gradient Pumping Upgrade
- Pumping Program Memory Upgrade
- OEM Pump & Other Design Services

## Resources

- Research Papers
- Frequently Asked Questions

## Pump Accessories



Syringe Heater Kit



Foot Switch



Dual Pump Plumbing Kit



RS-232 Primary Control Cable




OEM Starter Kit & Net Starter Kit



Lockout Key



Ana-Box<sup>™</sup> - Analog Control Interface



Electronic Valve Control Box



Dual Pump Sync Cable



RS-232 Secondary Control Cable



USB to RS-232 Converter



Pump Software

## Syringe Heater Kit



### Description:

- Heating device for syringes that require temperature-controlled dispensing
- Heats syringe up to 185°C
- Digitally set the heater setpoint
- Temperature sensor in heating pad
- Setpoint retained in memory
- Controller will heat the syringe and hold the set temperature using an on/off or PID control algorithm
- Multiple syringe heater pads can be attached to the control unit
- Heated syringe can be mounted on a syringe pump
- Syringe Heater Kit includes Control-Unit power cable and Primary-Syringe-Heater-Pad
- Does not include pump in picture
- [Detailed description...](#)

## Heating Pad 2+




Part ID: HEATING-PAD2+

### Description:

- For attaching additional, up to sixteen total, heating pads to SYRINGE-HEATER-KIT
- Includes a Y-adapter to connect to primary heating pad
- Temperature sensed in primary heating pad only
- [Detailed description...](#)

## Ana-Box Closed Loop Analog Sensor Interface



Part ID: ADPT-ANABOX

### Description:

- Vary the pumping rate in proportion to a variable voltage input
- Start or stop pump at set voltages
- Vary the pumping rate to maintain a voltage window
- Attaches to any pump in the NE-1000 Family
- [Detailed description...](#)

## Foot Switch



Part ID: ADPT-FOOTSW-2

### Description:

- Start, stop, or send a signal to a pumping program
- Attach to any of the NE-1000 family pumps to allow remote operation
- Utilizes the TTL logic port on the pump
- Quick and simple setup

## Pump-to-PC Primary Network Cable



### Description:

- Allows full control over syringe pumps through your computer
- DB-9 adapter connects to 9-pin serial port (25-pin adapters available upon request)
- Utilizes the RS-232



- communications port of syringe pump
- Available in 7' and 25' length cable
  - Quick and simple setup
  - [Download free pump terminal emulator](#)

Part ID: CBL-PC-PUMP-7 (7ft. cable)  
CBL-PC-PUMP-25 (25ft. cable)

Price: US \$15 (7ft.)  
US \$17 (25ft.)

### **RS-232 to USB Converter**



#### **Description:**

- Adapter to add a DB-9 RS-232 serial port to your computer by using an USB port
- Includes software driver CD

Part ID: CBL-USB-232

### **Pump-to-Pump Secondary Network Cable**



Part ID: CBL-NET-7 (7ft. cable)  
CBL-NET-25 (25ft. cable)

#### **Description:**

- Allows networking of two or more syringe pumps to a single computer
- Quick and simple setup
- Utilizes the RS-232 communications port of syringe pump
- Available in 7' and 25' length cable
- Requires first pump to be connected with primary network cable

### **Dual Pump Plumbing Kit**



#### **Description:**

- For use with our [continuous infusion system](#) or [dual infusion system](#)
- Provides a dual check valve for two syringes, withdraw will pull fluid from a reservoir and infusion will output into a separate line
- The kit is pre-assembled, all you need to do is plug in the syringes
- Each dual check valve uses 6" of 1/8" tubing to connect to a Y connector, one for reservoir and one for output; each Y-connector has 5' of tubing to make connections to your application. Two 60cc Terumo syringes are included
- Individual parts are also

- Individual parts are also available
- Highly corrosive chemicals are not compatible with this kit. [Contact us for a solution that is compatible.](#)

Part ID: P-DKIT

---

### **Pump Synchronization Cable**



**Description:**

- Used for creating a continuous infusion system or dual infusion system
- Establishes a communications link between two pumps to duplicate the exact or inverse commands issued to one pump.
- Utilizes the RS-232 logic port on syringe pump
- Quick and simple setup
- This is the new replacement cable for CBL-TTL-1 unless the use of the TTL ports for synchronization is preferred

Part ID: CBL-DUAL-3



**Description:**

- Used for creating a continuous infusion system or dual infusion system
- Synchronize pumping direction of two syringe pumps so that they change directions, start, and stop as one unit
- Utilizes the TTL logic port on syringe pump - See new version above for using the RS-232 ports
- 7' cable
- Quick and simple setup

Part ID: CBL-TTL-1

---

### **"Lockout Disable" Key**



**Description:**

- For use with the syringe pump's "Lockout Mode"
- Prevent unauthorized or accidental changes to the settings by locking the keypad
- The "Lockout Disable" key unlocks the keypad and allows settings to be changed
- Utilizes the TTL logic port on syringe pump
- Quick and simple setup

Part ID: ADPT-LOCKOUT

---

### **OEM Starter Kit: For NE-5xx OEM models only**



**Description:**



Part ID: OEM-STARTER

- Allows user to interactively communicate to the pump with a computer
- Includes: [power supply](#), [Pump-to-PC network cable](#) (CBL-PC-PUMP-7), and user manual




Part ID: OEM-NET

**Description:**

- [Power supply](#) and [secondary cable](#) only. For use when networking two or more OEM NE-500 syringe pumps together. Must use the secondary cable in order to complete this application.

**Single Valve Control Box**




Part ID: ADPT-VALVE-INTERFACE-1

**Description:**

- Attach your 12V DC valve and the control box will open or close your valve according to the pumping direction
- Utilizes the TTL logic port on syringe pump
- Includes power supply for valve

**Dual Valve Control Box**



**Description:**

- Attach your two 12V DC valves and the control box will open or close your valves according to the pumping directions of your two pumps
- Includes [CBL-TTL-1](#) cable to allow synchronized pumping between two pumps
- Utilizes the TTL logic ports on both syringe pumps
- Includes power supply for valves



**Description:**

- Communicates with any pump in the NE-1000 Family
- DOS-level terminal emulator
- Provides an interactive user interface for communications
- Command file features
- [Click here to download](#)

**Part ID: PUMP-TERM**

**Price: FREE**

**SyringePumpPro - Software for your Syringe Pump**



**Description:**

- The easiest and fastest way to get started with your new Syringe Pump.
- Excellent support and service.
- Compatible with **Netbook Syringe Pump** & other Netbook screen sizes
- New epub manual format for ebook readers
- Configure and control multi-pump protocols
- Eliminates hours of manual pump operation
- OEM Pump? No Keypad? Use of pumps that do not have keypads
- Upload pump programs
- Send commands to one or many pumps
- No more re-typing of commands in terminal software
- Quick and easy interface for communicating with your pumps
- **30 Day Free Trial** available
- [Download Brochure](#)

Syringe Pump Pro is an easy to use computer interface for programmable syringe pumps. It permits much faster programming and operation of one or more pumps. You can create pump programs and upload them to your pumps.

Syringe Pump Pro makes it easier and faster to change pump settings by directly entering settings using the user interface instead of working your way through the pumps internal menu system.

**Part ID: Syringe-Pump-Pro**

**Price: See [Syringe Pump Pro Website](#)**

**WinPumpTerm**



**Description:**

- GUI interface for pump control and command interface
- V0.6 Beta - a work in progress
- [Click here to download](#)

**Part ID: WinPumpTerm**

**Price: Free**