

## Custom Coated Packing Materials

### Custom Coated Packing Materials

Custom coated packing materials can be made with any of the supports listed below. The liquid stationary phases available are listed on page 124 and the coating ranges are listed in the chart. Coated packings are available in minimum orders of 20 grams.



**Don Rhodes**

Product Development  
Technical Specialist  
10+ years of service!

**To order, please call your Restek representative for pricing and specify the following:**

- 1) stationary phase and stationary phase concentration
- 2) support and support mesh size
- 3) amount of packing needed

**Ordering Example:** (3%) (Rtx®-1) (Silcoport™ P) (80/100) (20g).

Support	Max. Coating %	Mesh Sizes
CarboBlack B	1-10%*	60/80, 80/120
CarboBlack B HT	1-10%	40/60
CarboBlack C	0.1-1%*	60/80, 80/100
Chromosorb® 101-108	5%*/10%**	60/80, 80/100, 100/120
Chromosorb® W HP	20%	45/60, 60/80, 80/100, 100/120
Chromosorb® G HP	20%	45/60, 60/80, 80/100, 100/120
Chromosorb® G, P or W (AW or NAW)	10% (G) 25% (W) 30% (P)	45/60, 60/80, 80/100, 100/120
Chromosorb® G, P or W (AW or DMDCS)	10% (G) 25% (W) 30% (P)	45/60, 60/80, 80/100, 100/120
Chromosorb® T	15%	40/60
HayeSep®	15%	60/80, 80/100, 100/120
Porapak	15%	50/80, 80/100, 100/120
Silcoport™ P	30%	80/100, 100/120
Silcoport™ W BW	20%	80/100, 100/120
Silcoport™ W (replacement for Chromosorb® 750)	20%	80/100, 100/120

\*Nonsilicone phase.

\*\*Silicone phase.

For coatings over 15% or quantities over 50 grams, please call your Restek representative.

NAW—nonacid washed

AW—acid washed

DMDCS—dimethyldichlorosilane

BW—base washed

DA—deactivated for acidic compounds

### please note

**Special phases that require a surcharge:**

OV®-275, OV®-330, OV®-225,  
BMBT, 2,4-dimethylsulfolane,  
Silar®, EDO-1, OV®-1701,  
XE-60, and Dexsil®

### ordering note

#### Mesh Size

When ordering a packed column solid support, please specify mesh size. Refer to this chart to convert microns to mesh size.

#### Example:

150-180 micron particles =  
80/100 mesh

( $\mu$ m)	Mesh Size
850	20
710	25
600	30
500	35
425	40
355	45
300	50
250	60
212	70
180	80
150	100
125	120
106	140
90	170
75	200
63	230
53	270

## Custom Packed Columns

### To order, specify the following:

- 1) column dimensions (length, ID) and tubing material
- 2) packing description (percent coating and phase, support mesh size, and treatment)
- 3) column configuration (instrument manufacturer, model number, on-column injection or not) and with or without nuts and ferrules

**Ordering Example:** (6' x 1/8") (stainless steel) (3%) (Rtx®-1) (Silcoport™ P) (80/100) (Agilent 6890) (on-column injection) (fittings kit).

Please use the custom order form on page 128.

### ordering note

For international pricing on custom packed or micropacked columns, please contact your Restek representative.

## Custom Micropacked Columns

### To order, contact your Restek representative and specify the following:

- 1) physical dimensions (length, OD, ID, and tubing material)
- 2) packing description (percent coating and phase, support mesh size, and treatment)
- 3) installation kit (see page 119)

**Ordering Example:** (2m x 1/16" OD x 1.00mm ID) (Siltek®-treated tubing) (5%) (Carbowax® 20M) (CarboBlack B) (80/120) (installation kit for valve applications, cat. #21065)

Please use the custom order form on page 128.

# Packed/Micropacked Column Custom Order Form

Order: \_\_\_\_\_ Quote: \_\_\_\_\_ Reference # from previous order (if available): \_\_\_\_\_

Date: \_\_\_\_\_

Restek Account #: \_\_\_\_\_

Contact: \_\_\_\_\_

Company: \_\_\_\_\_

Address: \_\_\_\_\_

\_\_\_\_\_

Phone: \_\_\_\_\_

Fax: \_\_\_\_\_

### Restek Use Only:

Custom No.: \_\_\_\_\_

Stock No.: \_\_\_\_\_

Price: \_\_\_\_\_

Fitting Costs: \_\_\_\_\_

Authorization: \_\_\_\_\_

**Number of Columns:** \_\_\_\_\_

1) Column Dimensions:

Length \_\_\_\_\_ OD x ID: \_\_\_\_\_

2) Tubing (choose one):  SilcoSmooth™  Stainless Steel  Hastelloy®  Nickel  Copper  Teflon®

3) Packing Description:

Liquid Phase A (% + description): \_\_\_\_\_

Liquid Phase B (% + description): \_\_\_\_\_

Liquid Phase C (% + description): \_\_\_\_\_

Solid Support: \_\_\_\_\_ Mesh: \_\_\_\_\_

4) Column Configuration:

Instrument (mfr. + model): \_\_\_\_\_

Inlet: Packed Full?  Yes  No, leave \_\_\_\_\_" void (for on-column injection)

Outlet: Packed Full?  Yes  No, leave \_\_\_\_\_" void

Do you want this column preconditioned?  Yes (additional charge)  No

Standard configuration suffix number (next page): \_\_\_\_\_

Special configuration (next page): Figure: \_\_\_\_\_ Dimensions: \_\_\_\_\_

Welded Tubing Reducers  (additional charge)

Special Instructions: \_\_\_\_\_

\_\_\_\_\_

### Fittings (check appropriate circle)

**KIT 1S**

1/4" brass nuts

1/4" to 1/8" V/G reducing ferrules

No additional charge

**KIT 2S**

1/4" brass nuts

1/4" to 3/16" V/G reducing ferrules

No additional charge

**KIT A**

1/8" brass nuts

1/8" V/G ferrules

No additional charge

**KIT B**

1/8" brass nuts

1/8" brass front & back ferrules

No additional charge

**KIT C**

1/8" stainless steel nuts

1/8" stainless steel front & back ferrules

Additional charge

**KIT D**

1/8" stainless steel nuts

1/8" V/G ferrules

Additional charge

**KIT E**

1/4" stainless steel nuts

1/4" to 1/8" V/G reducing ferrules

Additional charge

**KIT F**

1/4" stainless steel nuts

1/4" to 3/16" V/G reducing ferrules

Additional charge

**KIT V**

1/8" VCR fitting

check appropriate circle:

Stainless Steel (additional charge)

Nickel (additional charge)


### for a quote:

Complete this form and fax to Restek at 814-353-1309, or to your Restek representative.

V/G = Vespel®/graphite

## Standard Configurations (choose one)

General Configuration



Agilent 5880, 5890, 5987, 6890



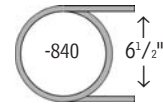
Varian 3700, Vista Series, FID



PE 900-3920, Sigma 1,2,3



PE Auto System 8300, 8400, 8700 (Not On-Column)



## Custom Configurations (Please provide dimensions on order form, page 128.)

Figure 1

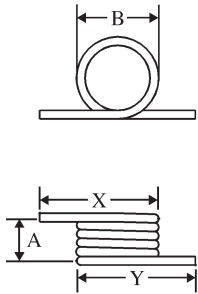


Figure 2

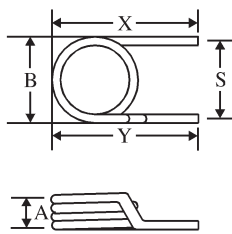


Figure 3

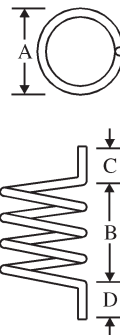


Figure 4

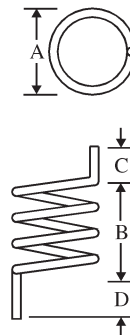


Figure 5

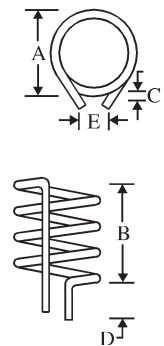


Figure 6

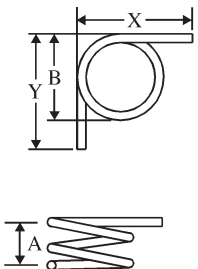


Figure 7

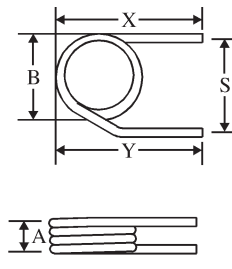


Figure 8

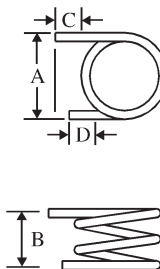


Figure 9

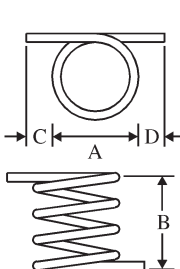


Figure 10

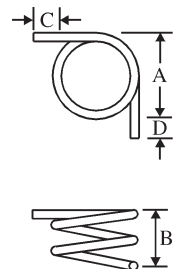


Figure 11

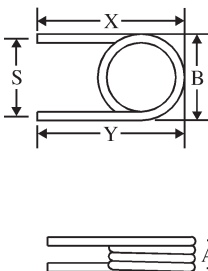


Figure 12

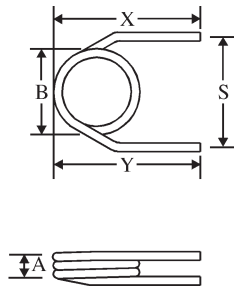


Figure 13

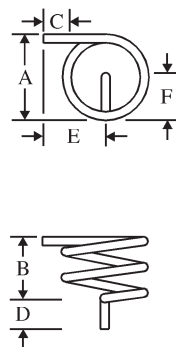


Figure 14

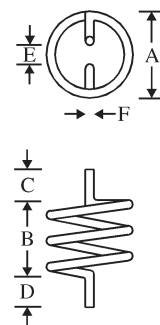


Figure 15

