

A potentially dangerous macro has been blocked

Macros can add a lot of functionality to Microsoft 365, but they are often used by people with bad intentions to distribute malware to unsuspecting victims.

Macros aren't required for everyday use like reading or editing a document in Word or using Excel workbooks. In most cases you can do everything you need to do in Microsoft 365 without allowing macros to run.

Note: If you're an IT pro looking to configure this setting, or if you just want more advanced technical details, see [Macros from the internet will be blocked by default in Microsoft 365](#).

What should I do now?

Still wondering if you should proceed?



Were you expecting to receive a file with macros? Never open a file attachment you weren't expecting, even if it appears to come from somebody you trust. Phishing attacks often appear to come from a person or organization you trust in an effort to get you to open them.

Are you being encouraged to enable content by a stranger? A common tactic of attackers is to create some pretense such as cancelling an order or reading a legal document. They'll have you download a document and try to persuade you to allow macros to run. No legitimate company will make you open an Excel file to cancel an order and you don't need macros just to read a document in Word.

Are you being encouraged to enable content by a pop-up message? If you downloaded the file from a website, you may see pop-ups or other messages encouraging you to enable active content. Those are also common tactics of attackers and should make you suspicious that the file is actually unsafe.

If a downloaded file from the internet or a file opened from a network share wants you to allow macros, and you're not certain what those macros do, you should probably just delete that file.

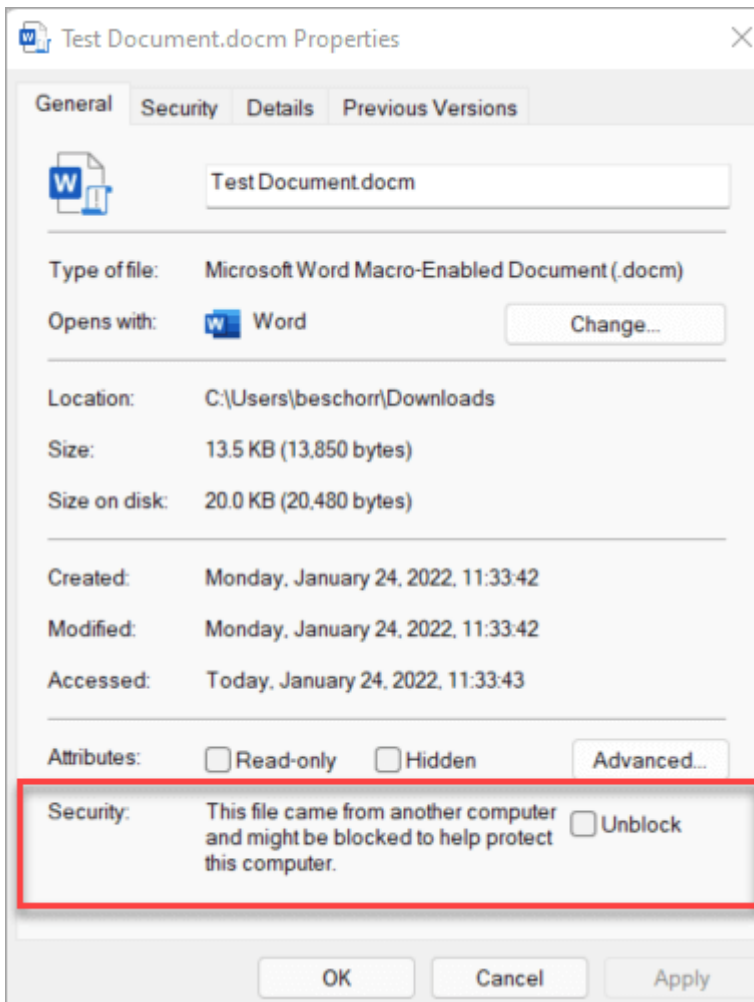
If you're sure the file is safe and want to unblock macros

There are a few different ways to do it, depending on your situation.

Unblock a single file

In most cases you can unblock macros by modifying the properties of the file as follows:

1. Open Windows File Explorer and go to the folder where you saved the file.
2. Right-click the file and choose **Properties** from the context menu.
3. At the bottom of the **General** tab, select the **Unblock** checkbox and select **OK**.



If you don't see the **Unblock** checkbox in properties, try one of the options below.

Unblock all files from a specific network share or website

If you often download files or directly open files from a trusted cloud location, such as your company's website or an internal file server, you can set the site as a trusted site in Windows so macros from the site won't be checked.

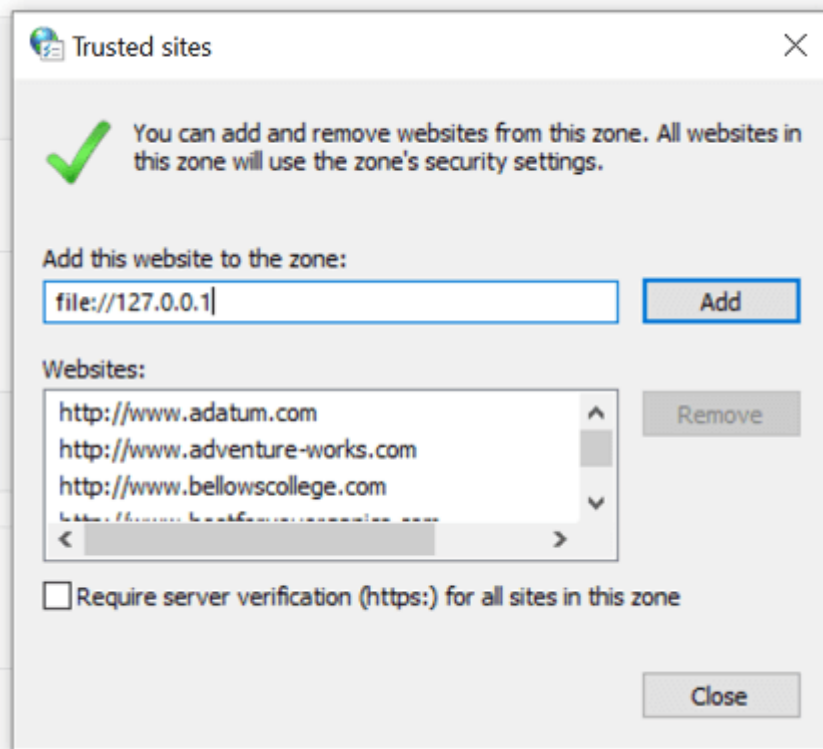
Important: You'll trust all the macros from this site if you choose to apply this setting, so only do this if you know that every file opened from this location is trustworthy.

1. Tap the start button or Windows key and type **Internet Options**.
2. Select **Internet Options** from the search results and the **Internet Properties** dialog box appears.
3. On the **Security** tab, select **Trusted Sites**, and then select **Sites**.

4. Type the URL of the site or server that contains the Microsoft 365 files with the macros you want to run, and then select **Add**.

Note: If you want to add URLs that begin with `http://` or network shares, uncheck **Require server verification (https:) for all sites in this zone**.

5. Select **Close**, and then **OK**.



Select a heading below for more information

Unblock a single file you received through email



Unblock all files from a trusted folder on your computer's hard drive



Unblock all macros from a trusted publisher



Still unable to unblock the macro?

Visit [Microsoft Support Community](#) to see what others have said or ask your own questions.

Learn more

[Macros in Microsoft 365 files](#)

[How malware can infect your PC](#)

[Microsoft security help & learning](#)



Need more help?

How can we help you?



Want more options?

 [Discover](#)

 [Community](#)

Explore subscription benefits, browse training courses, learn how to secure your device, and more.




[Microsoft 365
subscription
benefits](#)



[Microsoft 365
training](#)



[Microsoft security](#)



[Accessibility center](#)

Was this information helpful?

Yes

No

[What's new](#)

Surface Laptop

[Microsoft
Store](#)

[Education](#)

Microsoft in

[Business](#)


Microsoft Cloud

[Developer &
IT](#)

[Company](#)

Careers

Studio 2	Account profile	education	Microsoft Security	Azure	About Microsoft
Surface Laptop Go 3	Download Center	Devices for education	Dynamics 365	Developer Center	Company news
Surface Pro 9	Microsoft Store support	Microsoft Teams for Education	Microsoft 365	Documentation	Privacy at Microsoft
Surface Laptop 5	Returns	Microsoft 365 Education	Microsoft Power Platform	Microsoft Learn	Investors
Microsoft Copilot	Order tracking	How to buy for your school	Microsoft Teams	Microsoft Tech Community	Diversity and inclusion
Copilot in Windows	Certified Refurbished	Educator training and development	Copilot for Microsoft 365	Azure Marketplace	Accessibility
Microsoft 365	Microsoft Store Promise	Deals for students and parents	Small Business	AppSource	Sustainability
Windows 11 apps	Flexible Payments	Azure for students		Visual Studio	

 English (United States)
  Your Privacy Choices

[Sitemap](#)
[Contact Microsoft](#)
[Privacy](#)
[Terms of use](#)
[Trademarks](#)
[Safety & eco](#)
[Recycling](#)

[About our ads](#)
 © Microsoft 2024

