












## Optional Rotors & Adapters For Centrifuges CN-350RD/350/3101/3301

Rotor		Max. Speed (rpm)	Max. RCF (x g)	Capacity (ml x pcs)	Tube Size (x 1)mm Max. Min.		Cat. No.	
RS-50		3,500	1,990	100x4	45x112	42x95	2-3400-21	
		4,000	2,600	50x4	35x117	32x90	2-3400-22	
		4,000	2,600	50x4TC	29.5x120	26.5x90	2-3400-23	
		3,500	1,990	15x16	16.7x115	13.5x86	2-3400-32	
		3,500	1,990	15x12TC	17x120	15x85	2-3400-24	
		3,500	1,990	10x24	15.5x113	14x85	2-3400-25	
		3,500	1,700	6x40	12.7x88	11x63	2-3400-26	
		3,500	1,700	6x36	12x106	11x85	2-3400-27	
		3,500	1,330	1.5x48	11x56	10x36	2-3400-28	
		 2-3400-21   2-3400-22   2-3400-23   2-3400-32   2-3400-24   2-3400-25   2-3400-26   2-3400-27   2-3400-28						
RS-1508		3,500	1,990	15x8	17x122	15x90	2-3000-14	
RA-1508		6,000	3,940	15x8	16.7x122	15x90	2-5052-11	
RA-1512H		6,000	4,500	15x12	16.7x122	15x90	2-6000-15	
RA-1516		4,000	2,250	15x16	16.7x115	15x90	2-3000-12	
RA-1024		3,500	1,840	10x24	16.7x107	15x90	2-3000-13	
RA-5004		6,000	3,980	50x4	29.5x130	27.5x94	2-5052-12	
RA-5006		6,000	3,980	50x6	29.5x130	27.5x90	2-5052-22	
RA-5008		6,000	4,500	50x8	29.5x117	27.5x90	2-1000-12	
REA-1520		6,000	3,140	1.5x20	11x50	10x40	2-5052-13	