


## Heater Cartridge & PRT Sensor for Agilent 5890 GCs

- Use with 5890 FID and split/splitless weldments.
- Meets or exceeds manufacturer's performance.

Description	Similar to Agilent part #	qty.	cat.#
A + B) Injector/FID Heater + Injector/FID PRT Sensor	05890-61140	ea.	22068
A) Injector/FID Heater	19231-60620	ea.	22069
B) Injector/FID PRT Sensor	19231-60660	ea.	23035



## FID Collector Housing Kits for Agilent GCs

- Meets or exceeds manufacturer's performance.


Description	Similar to Agilent part #	qty.	cat.#
FID Collector Housing Kit for Agilent 5890 GCs (includes collector body, spanner nut, and silicone washer—order mount separately)	19231-20920	kit	23037
A) FID Collector Housing Kit for Agilent 6890/7890 GCs (includes collector body, silicone washer, nut, and mount)	G1531-20550	kit	23045
FID Collector Housing for Agilent 6890/7890 GCs	G1531-20740	ea.	23044
B) Replacement Silicone Washers for FID Collector Housing for Agilent 5890/6890/7890 GCs	5180-4165	12-pk.	23064



## FID Collector Mount for Agilent GCs

- Meets or exceeds manufacturer's performance.

Description	Similar to Agilent part #	qty.	cat.#
A) FID Collector Mount for Agilent 5890 GCs	19231-20930	ea.	23036
B) FID Collector Mount for Agilent 6890/7890 GCs	G1531-20550	ea.	23043



## FID Base Weldment for Agilent GCs

- Meets or exceeds manufacturer's performance.
- Includes brass nut.

Description	Similar to Agilent part #	qty.	cat.#
A) FID Base Weldment for Agilent 5890 GCs	19231-80580	ea.	23041
B) FID Base Weldment, Pack Column FID, for Agilent 6850/6890 GCs	G1531-80580	ea.	23052
C) FID Base Weldment, Capillary Column FID, for Agilent 6850/6890 GCs	G1531-80630	ea.	23053

Note: 6890 GC connections to EPC modules are not compatible with the 7890 EPC modules.




## Spanner Wrench for Agilent 5890/6890/6850/7890 FID Collector Assemblies

- Easily remove the nut from the FID collector without damaging the nut.
- Unique, ergonomic handle—easy to grip.



Remove FID ignitor castle.



Easily loosen the nut by aligning the two pins on the bottom of the wrench with the two open slots on the nut...



...then turn counterclockwise...



...and remove.



Description	Similar to Agilent part #	qty.	cat.#
Spanner Wrench for Agilent 5890/6890/6850/7890 FID Collector Assembly	19231-00130	ea.	22329