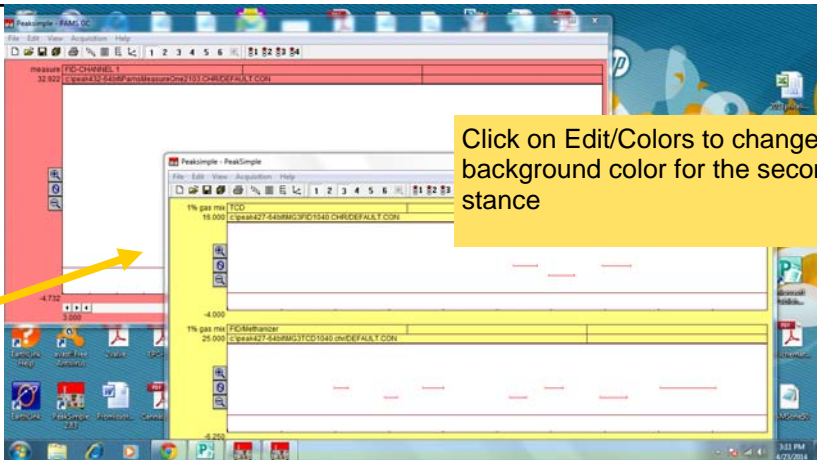


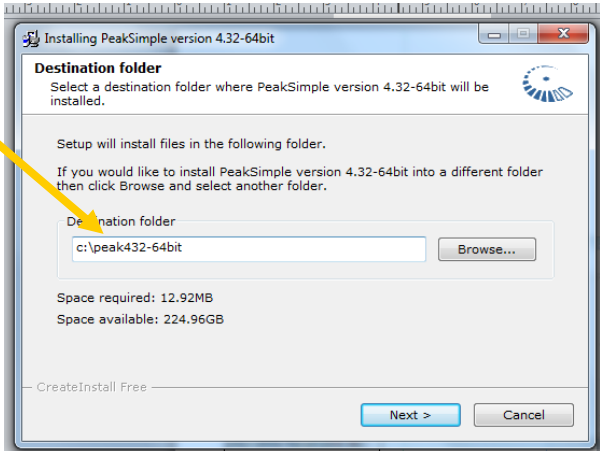
Running Multiple Instances of PeakSimple on the same computer

It is possible to run two or more “instances” (two or more GCs) of PeakSimple on one computer. As shown at right, each instance can be colored differently to avoid confusion.

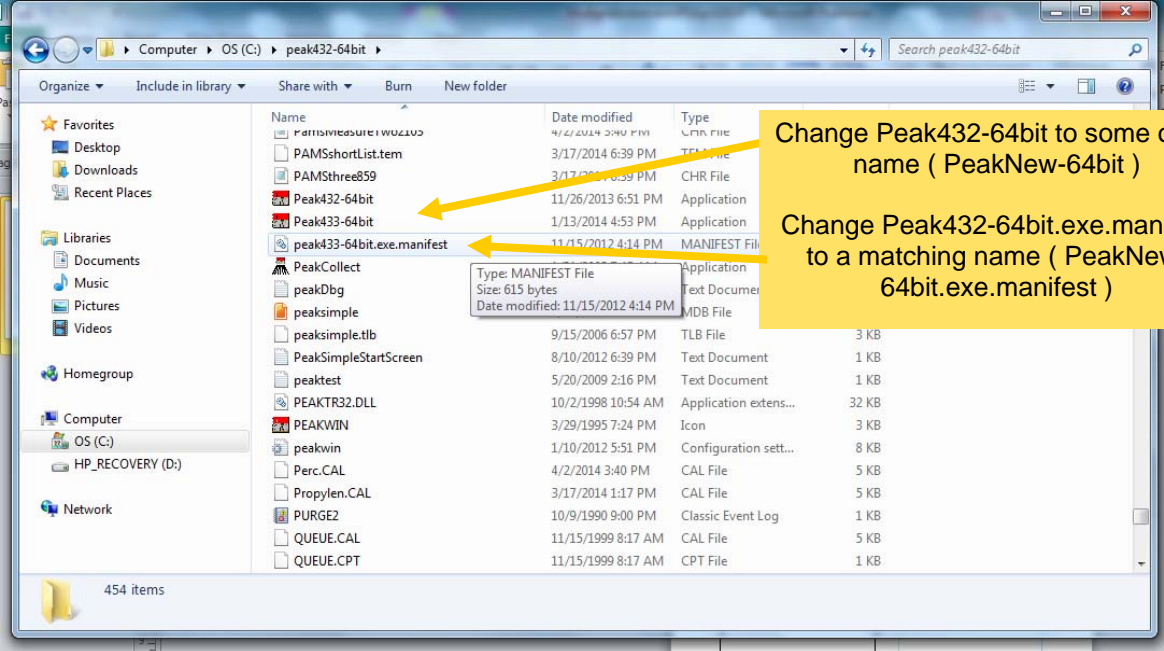


Click on Edit/Colors to change the background color for the second instance

Install the first instance of PeakSimple in the normal manner. As shown at right, the installation program will install PeakSimple in the c:\peak432-64bit folder. Install the second instance to a folder with a different name (PeakNew-64bit) for example.



Navigate to that 2nd folder and change the name of two files to some other name also.



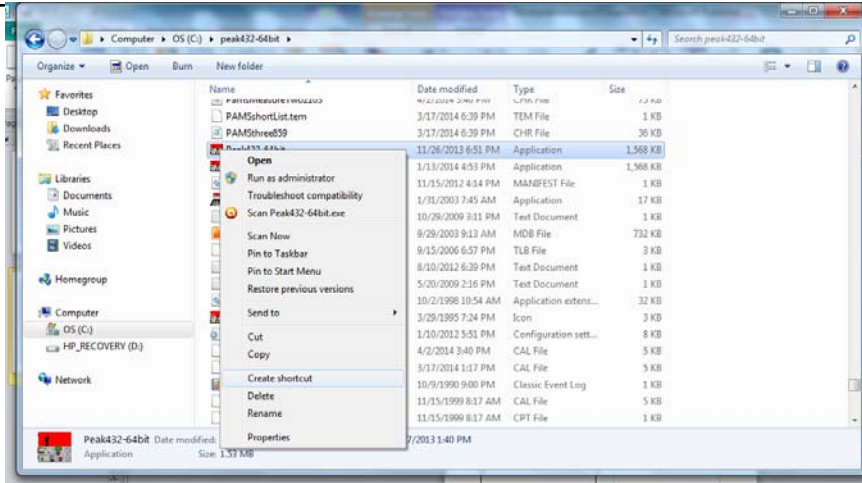
Change Peak432-64bit to some other name (PeakNew-64bit)

Change Peak432-64bit.exe.manifest to a matching name (PeakNew-64bit.exe.manifest)



Running Multiple Instances of PeakSimple on the same computer

Make a shortcut to the PeakNew-64bit application file.



Then drag the shortcut onto the desktop so you can easily launch either "instance" of PeakSimple.



SRI Tech Support www.srigc.com

