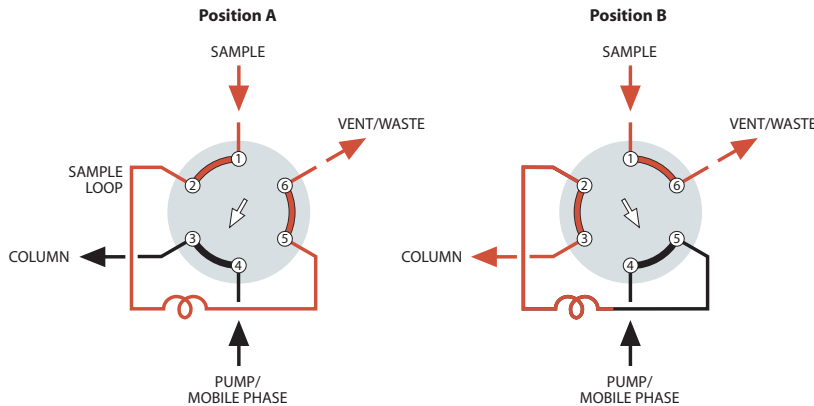


**Injector and Switching Valve Applications**

**6 port external sample injector**

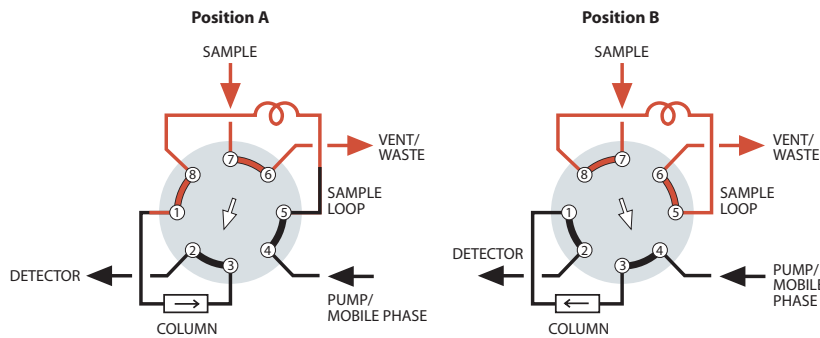


**SAMPLE INJECTION**

With the valve in Position A, sample flows through the external loop while the mobile phase flows directly through to the column. When the valve is switched to Position B, the sample contained in the sample loop and valve flow passage is displaced by the mobile phase and is carried into the column. *Note:* Especially for partial-filled loops, the flow direction of the mobile phase through the loop should be opposite (backflush) to the flow direction during the loading of the loop.

More applications .....pages 118-119

**8 port sampling/switching**

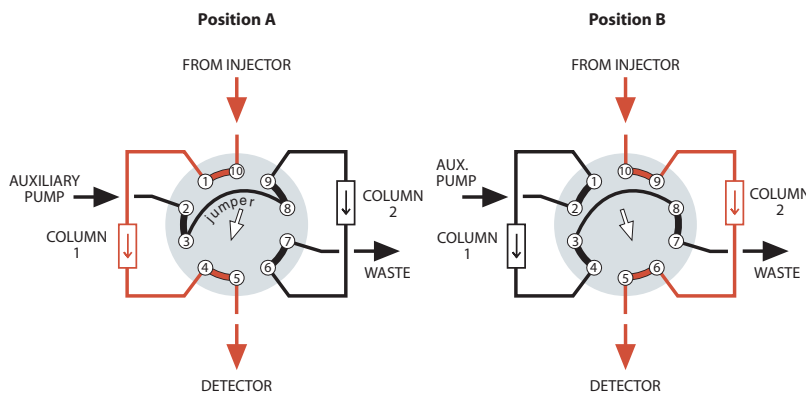


**LOOP SAMPLING WITH BACKFLUSH TO DETECTOR**

One valve performs the functions of sampling and backflush valves, simplifying operation and reducing cost. When components of interest are detected, the strongly retained components are backflushed and removed from the column without temperature programming.

More applications ..... page 119

**10 port sampling/switching**



**ALTERNATE COLUMN REGENERATION**

When columns must be regenerated following each analysis, this technique permits automation of the process. While one column performs the analysis, the second column undergoes regeneration through use of an auxiliary pump. Once the first analysis is complete, the valve is switched and the regenerated column is ready for analytical use.

More applications .....pages 120-121