

Material Suffix Key

-001 Black Nylon over White Nylon
-8012 White ABS


-1 White Nylon

-10 Acetal

-81 Lace White ABS


BPCL220 (-10 -81)

Blood Pressure Adapter with 5/16-24 UNF Thread and 6% Taper to 200 Series Barb, 3/32" (2.4 mm) ID Tubing




BPC240 (-10)

Blood Pressure Adapter with 5/16-24 UNF Thread to 200 Series Barb, 5/32" (4.0 mm) ID Tubing



BPC220 (-10)

Blood Pressure Adapter with 5/16-24 UNF Thread to 200 Series Barb, 3/32" (2.4 mm) ID Tubing




BPCL250 (-10 -81)

Blood Pressure Adapter with 5/16-24 UNF Thread and 6% Internal Taper to 200 Series Barb, 3/16" (4.8 mm) ID Tubing



BPCL230 (-10 -81)

Blood Pressure Adapter with 5/16-24 UNF Thread and 6% Internal Taper to 200 Series Barb, 1/8" (3.2 mm) ID Tubing




BPC250 (-10)

Blood Pressure Adapter with 5/16-24 UNF Thread to 200 Series Barb, 3/16" (4.8 mm) ID Tubing




BPC230 (-10)

Blood Pressure Adapter with 5/16-24 UNF Thread to 200 Series Barb, 1/8" (3.2 mm) ID Tubing




CF229 (-1)

Neonatal Blood Pressure Slip Fit (non luer) with 200 Series Barb, 3/32" (2.4 mm) ID Tubing



BPCL025 (-10)

Blood Pressure Adapter with 5/16-24 UNF Thread 6% Internal Taper to 500 Series Barb, 5/32" (4.0 mm) ID Tubing




CF230 (-1)

Neonatal Blood Pressure Slip Fit (non luer) with 200 Series Barb, 5/32" (4.0 mm) ID Tubing




BPC025 (-10)

Blood Pressure Adapter with 5/16-24 UNF Thread to 500 Series Barb, 5/32" (4.0 mm) ID Tubing



BPCL240 (-10 -81)

Blood Pressure Adapter with 5/16-24 UNF Thread and 6% Internal Taper to 200 Series Barb, 5/32" (4.0 mm) ID Tubing



BLOOD PRESSURE